



McDonald's U.S. Security Approved IP Camera Field of View (FoV) Reference Guide

Version 4.1
April 17, 2017

This document will serve as the agreed upon "Gold Standard" for the installation process during the transition from Analog to IP based camera systems. This will serve as a tool for the General Manager during the installation process to ensure that the Field of View (FoV) for each camera is consistent and follows the guidelines laid out to ensure that all required areas are covered.

McDonald's U.S. Security Approved IP Camera FoV Reference Guide

Summary

This document will serve as the agreed upon "Gold Standard" for the IP base camera system. This will be consulted during the installation process to ensure that the Field of View (FoV) for each camera is consistent and follows the guidelines laid out to ensure that all required areas are covered.

Notes

1. The required camera field of views listed below are the primary standard for every installation. These required camera views may not be the same in every store layout.
 2. If one of the Critical Camera views does not apply, the first available alternate Camera will be used in its place. For example, not all stores will have a Play Place. In this case, the Drive Thru Exist camera will be substituted.
 3. While the Parking Lot View camera is a required camera, the camera's physical placement and FoV of the parking lot may change based on store layouts. The FoV may not be able to cover multiple parking lot points of interest.
 4. The Merge System is not included in the scope of this project.
-

Camera #	Required Camera FoV
1	Office
2	Primary Entrance Door
3	Beverage Bar
4	Front Counter
5	Main Dining
6	Side Dining/Restroom
7	Play Place (If available)
8	Presenters Booth
9	Cash Booth and ID
10	Kitchen (Fry Station)
11	Kitchen (Grills)
12	Side Delivery Door (if available)
13	Back Door
14	License Plate
15	Walk in Cooler
16	Parking Lot View #1

McDonald's U.S. Security Approved IP Camera FoV Reference Guide

Camera #	Additional Camera FoV
17	Drive Thru Exit
18	Front Counter Left
19	Trash Corral
20	Secondary Entrance
21	Freezer
22	Crew Room
23	Curbside Delivery
24	Mobile Order Pick Up Area
25	Kiosks
26	Merge Point
27	Danger Zone
28	Rest Room Area
29	Drive Thru Entrance
30	Parking Lot View #2

Camera: Office

- **Description:**
 - Capture desk space (money counting area) and safe activity
 - *Secondary Use:* N/A
- **Critical Camera:**
 - **Yes**
- **Installation Notes:**
 - Avoid Ceiling Coverage in FoV
 - Minimize / Avoid Excess Wall Coverage in FoV
 - Place above entry door when possible
 - Align height of camera view to approximately 6ft

McDonald's U.S. Security Approved IP Camera FoV Reference Guide

- Example Office FoV:



McDonald's U.S. Security Approved IP Camera FoV Reference Guide

Camera: **Primary Entrance Door**

- **Description:**
 - **Primary Use:** Capture persons entering/exiting the restaurant
 - **Secondary Use:** Front Counter / Lobby Activity Coverage (if possible)
- **Critical Camera:**
 - **Yes**
- **Installation Notes:**
 - Avoid Ceiling Coverage in FoV
 - Minimize / Avoid Excess Wall Coverage in FoV
 - Ensure FoV is Level to Horizon
 - Validate Lighting Considerations
- **Example Primary Entrance Door FoV:**



McDonald's U.S. Security Approved IP Camera FoV Reference Guide

Camera: Beverage Bar


- **Description:**
 - **Primary Use:** Capture Activity at the Beverage Bar
 - **Secondary Use:** N/A
- **Critical Camera:**
 - **Yes**
- **Installation Notes:**
 - Avoid Ceiling Coverage in FoV
 - Minimize / Avoid Excess Wall Coverage in FoV
 - Validate Lighting Considerations
- **Example of Beverage Bar FoV:**



McDonald's U.S. Security Approved IP Camera FoV Reference Guide

Camera: **Front Counter**

- **Description:**
 - **Primary Use:** Capture POS terminal and customer/employee full body as much as possible
 - **Secondary Use:** Capture additional coverage of Beverage Bar if possible
- **Critical Camera:**
 - **Yes**
- **Installation Notes:**
 - Capture from Register Side viewing toward Presenter's Booth
 - Avoid Ceiling Coverage in FoV
 - Capture Entire Counter
- **Example of Front Counter FoV:**



McDonald's U.S. Security Approved IP Camera FoV Reference Guide

Camera: **Main Dining**

- **Description:**
 - **Primary Use:** Capture front lobby and dining
 - **Secondary Use:** Additional Front Counter and/or Beverage Bar coverage
- **Critical Camera:**
 - **Yes**
- **Installation Notes:**
 - Avoid Ceiling Coverage in FoV
 - Minimize / Avoid Excess Wall coverage in FoV
 - Place in optimal corner for best FoV coverage
 - Validate Lighting Considerations
- **Example Main Dining FoV:**



McDonald's U.S. Security Approved IP Camera FoV Reference Guide

Camera: **Side Dining/Restroom**

- **Description:**
 - **Primary Use:** Capture side dining and restroom entrances
 - **Secondary Use:** Additional side dining entrance coverage
- **Critical Camera:**
 - **Yes**
- **Installation Notes:**
 - Avoid Ceiling Coverage in FoV
 - Minimize / Avoid Excess Wall Coverage in FoV
 - Validate Lighting Considerations
- **Example Side Dining/Restroom FoV:**



McDonald's U.S. Security Approved IP Camera FoV Reference Guide

Camera: **Play Place**

- **Description:**
 - **Primary Use:** Capture the Play Place entrances, exits and seating area; include emergency exit, if feasible
 - **Secondary Use:** If there is no Play Place, this camera can be used for specific coverage of Beverage Station, or additional Front Counter coverage.
- **Critical Camera:**
 - **Yes**
- **Installation Notes:**
 - Avoid Ceiling Coverage in FoV
 - Minimize / Avoid Excess Wall Coverage in FoV
 - Capture as much of the room as possible.
 - Capture Emergency Exits
- **Example Play Place FoV:**



McDonald's U.S. Security Approved IP Camera FoV Reference Guide

Camera: **Presenter's Booth**

- **Description:**
 - **Primary Use:** Capture Employee, Customer, and POS terminal
 - **Secondary Use:** N/A
- **Critical Camera:**
 - **Yes**
- **Installation Notes:**
 - Avoid Ceiling Coverage in FoV
 - Minimize / Avoid Excess Wall Coverage in FoV
 - Top of window frame should be height of FoV
 - Validate Lighting Consideration
- **Example Presenter's Booth FoV:**



McDonald's U.S. Security Approved IP Camera FoV Reference Guide

Camera: **Cash Booth and ID**


- **Description:**
 - **Primary Use:** Capture both Employee, Customer and both POS terminals
 - **Secondary Use:** N/A
- **Critical Camera:**
 - **Yes**
- **Installation Notes:**
 - Capture full body of Employee
 - Top of window frame should be height of FoV
 - Capture clear view of Customer
 - Validate Lighting Considerations
 - Capture both POS terminals
- **Example Cash Booth and ID FoV:**



McDonald's U.S. Security Approved IP Camera FoV Reference Guide

Camera: **Kitchen (Fry Station)**


- **Description:**
 - **Primary Use:** Immediate view should be fry stations/grill stations and also try to capture reach-in fridge units.
 - **Secondary Use:** N/A
- **Critical Camera:**
 - **Yes**
- **Installation Notes:**
 - Placement should be front of kitchen looking to the back
 - Minimize/Avoid Ceiling Coverage in FoV
 - Ensure FoV is Level to Horizon
 - Validate Lighting Considerations
- **Example of Kitchen (Fry Station) FoV:**



McDonald's U.S. Security Approved IP Camera FoV Reference Guide

Camera: **Kitchen (Grills)**

- **Description:**
 - **Primary Use:** Immediate view should be prep stations, and try to capture reach-in fridge units.
 - **Secondary Use:** N/A
- **Critical Camera:**
 - **Yes**
- **Installation Notes:**
 - Avoid Ceiling Coverage in FoV
 - Placement should be front of kitchen looking back
 - Ensure FoV is Level to Horizon
 - Validate Lighting Considerations
- **Example of Kitchen (Grills) FoV:**



McDonald's U.S. Security Approved IP Camera FoV Reference Guide

Camera: Side Delivery Door

- **Description:**
 - **Primary Use:** Immediate view should be interior view of side delivery door
 - **Secondary Use:** Stock Room Coverage
- **Critical Camera:**
 - **Yes**
- **Installation Notes:**
 - Avoid Ceiling Coverage in FoV
 - Placement should be in front of exit door, capturing the front of the person entering the building
 - Minimize / Avoid Excess Wall Coverage in FoV
 - Ensure FoV is Level to Horizon
- **Example of Side Delivery Door FoV:**



McDonald's U.S. Security Approved IP Camera FoV Reference Guide

Camera: **Backdoor**


- **Description:**
 - **Primary Use:** Overlook the entire backdoor area, with top of door being the height of the view
 - **Secondary Use:** N/A
- **Critical Camera:**
 - **Yes**
- **Installation Notes:**
 - Avoid Ceiling Coverage in FoV
 - Minimize / Avoid Excess Wall Coverage in FoV
 - Ensure FoV is Level to Horizon
- **Example of Backdoor FoV:**



McDonald's U.S. Security Approved IP Camera FoV Reference Guide

Camera: License Plate

- **Description:**
 - **Primary Use:** Capture the License Plate of vehicles at Cash Booth window
 - **Secondary Use:** N/A
- **Critical Camera:**
 - **Yes**
- **Installation Notes:**
 - Clear view of License Plate required
 - Validate Environment Lighting Considerations
 - Camera to be placed at optimal height based on building design to best capture license plate.
- **Example License Plate FoV:**



McDonald's U.S. Security Approved IP Camera FoV Reference Guide

Camera: **Walk-In Cooler**

- **Description:**
 - *Primary Use:* Capture view of interior Cooler
 - *Secondary Use:* N/A
- **Critical Camera:**
 - **Yes**
- **Installation Notes:**
 - Avoid Ceiling Coverage in FoV
 - Minimize / Avoid Excess Wall Coverage in FoV
 - Make sure correct camera is used for this environment.
- **Example Cooler FoV:**



McDonald's U.S. Security Approved IP Camera FoV Reference Guide

Camera: **Parking Lot View**


- **Description:**
 - **Primary Use:** Capture view of the parking lot area.
 - **Secondary Use:** N/A
- **Critical Camera:**
 - **Yes**
- **Installation Notes:**
 - Avoid excessive sky in FoV
 - Minimize / Avoid Excess Wall Coverage in FoV
 - Ensure FoV is Level to Horizon
 - Validate Lighting Considerations
- **Example Parking Lot View FoV:**



McDonald's U.S. Security Approved IP Camera FoV Reference Guide

Camera: **Drive-Thru Exit**

- **Description:**
 - **Primary Use:** Capture foot traffic entering/exiting the restaurant and vehicles in the Drive-Thru
 - **Secondary Use:** Capture view of parking lot
- **Critical Camera:**
 - **No**
- **Installation Notes:**
 - Avoid excessive sky in FoV
 - Minimize / Avoid Excess Wall Coverage in FoV
 - Ensure FoV is Level to Horizon
 - Validate Lighting Considerations
- **Example Drive-Thru Exit FoV:**



McDonald's U.S. Security Approved IP Camera FoV Reference Guide

Camera: **Front Counter Left**


- **Description:**
 - **Primary Use:** Capture POS terminal and customer/employee full body as much as possible
 - **Secondary Use:** Capture Entrance Way to Behind Front Counter
- **Critical Camera:**
 - **No**
- **Installation Notes:**
 - Capture from Register Side viewing toward Presenter's Booth
 - Avoid Ceiling Coverage in FoV
 - Capture Entire Counter
- **Example Front Counter Left FoV:**



McDonald's U.S. Security Approved IP Camera FoV Reference Guide

Camera: **Trash Corral**

- **Description:**
 - **Primary Use:** Capture entering/exiting of trash corral area
 - **Secondary Use:** Capture of Parking Lot Entrance
- **Critical Camera:**
 - **No**
- **Installation Notes:**
 - Avoid excessive sky in FoV
 - Minimize / Avoid Excess Wall Coverage in FoV
 - Ensure FoV is Level to Horizon
 - Validate Lighting Considerations
- **Example Trash Corral FoV:**



McDonald's U.S. Security Approved IP Camera FoV Reference Guide

Camera: **Secondary Entrance**

- **Description:**
 - **Primary Use:** Capture persons entering/exiting at the Secondary Entrance
 - **Secondary Use:** Capture activity at the Beverage Bar
- **Critical Camera:**
 - **No**
- **Installation Notes:**
 - Avoid Ceiling Coverage in FoV
 - Minimize / Avoid Excess Wall Coverage in FoV
 - Validate Lighting Considerations
- **Example Secondary Entrance FoV:**



McDonald's U.S. Security Approved IP Camera FoV Reference Guide

Camera: **Freezer**

- **Description:**
 - **Primary Use:** : Capture view of interior Freezer
 - **Secondary Use:** N/A
- **Critical Camera:**
 - **No**
- **Installation Notes:**
 - Avoid Ceiling Coverage in FoV
 - Minimize / Avoid Excess Wall Coverage in FoV
 - Make sure correct camera is used for this environment.
- **Example Freezer FoV:**



McDonald's U.S. Security Approved IP Camera FoV Reference Guide

Camera: Crew Room

- **Description:**
 - **Primary Use:** : Capture view of activity in Crew Room
 - **Secondary Use:** Capture view of Crew Room lockers and Entrance
- **Critical Camera:**
 - **No**
- **Installation Notes:**
 - Avoid Ceiling Coverage in FoV
 - Minimize / Avoid Excess Wall Coverage in FoV
- **Example Crew Room FoV:**

